

Name _____ Date _____

Student goal setting

Unit of Work:

How do ports affect our lives?

Directions: As a class decide on the class goals for this unit of work

1. _____

2. _____

3. _____

4. _____

5. _____

6. _____

7. _____

8. _____

9. _____

Personal goals

Directions: You may also want to decide on some personal goals. Think about goals that will help with your learning and working with others. When you completed your last unit of work, were there some areas of learning that needed improving?

1. _____

2. _____

Rubric self assessment
How do Ports Affect our Lives?

	Looks like I need to do better	I am getting there	I am doing very well
Uses the Internet and other resources to complete research about questions of interest about ports.	Is not systematic in looking for references about questions of interest. Often the recorded summary does not answer the question.	Needs help to find references to their questions. The recorded summary does not always include all the relevant information.	Is able to pose questions and use the Internet and other sources to find references. Is able to summarise and record the relevant information.
Is a creative thinker, takes learning risks to find solutions to problems. Weighs up which solutions are the most effective.	Finds it difficult to understand problems and issues. Does not contribute to creative solutions. Does not take any learning risks because they are worried they might be wrong.	Needs to get other peoples' ideas before they can start thinking about problems and issues. Is sometimes creative. Will have opinions and ideas, but can't always provide reasons for them.	Independent thinker. Problems and issues are carefully considered. The student can provide reasons for their thinking.
Prepares a report to share with class that assists other students to understand more about the topic.	Little preparation and planning results in a poorly presented report that has little chance of being of interest.	More careful preparation would have made the report more engaging.	Report is well prepared and presented so that students are engaged.
Works cooperatively in groups, doing their share of the required tasks and being supportive of the other learners in the group.	Has problems working with others and in groups. Tries to find the easiest jobs. Often needs to be pushed to complete tasks on time. Reluctant to help team members.	Usually works well in groups and only occasionally has a disagreement with others. Does their share and completes work most of the time. Sometimes helps their team members.	Always works well with their group allowing everyone to have an equal say. Shares tasks and always completes them on time. Encourages and helps their team members.
Designs a communication product to influence a chosen audience about the need to make the best available decisions to improve the environment.	The communication product is of little interest to the chosen audience.	The communication product is successful, but there is room for improvement. It needed some more creative ideas and improvement in the way it communicates to the audience.	The communication product is successful, polished, creative and very appealing to the chosen audience.

PMI assessment

Directions: You will need to look at or read through another student's communication project and write what you think about it. You have three categories to write about called PMI. This stands for plus – minus – interesting. As you assess the project write down what you think about the pluses, minuses and what is interesting.

Name of communication project _____

Which student did the project? _____

Plus

Minus

Interesting

Reflection

Directions: Use some of these ideas and questions to reflect on your learning.

How do ports affect the community I live in and my lifestyle?

Why are [WHAT? – to be completed!]?

Is there anything I did in this unit of work that I would like to have done differently?

Did I say or do anything to someone that I would like to take back?


What did I like about my learning?

What did I try that was new?


Story Board

Name of project _____ Page _____ of _____


Scene 1




Scene 2



Scene 3



Scene 4



Scene 5



Scene 6

